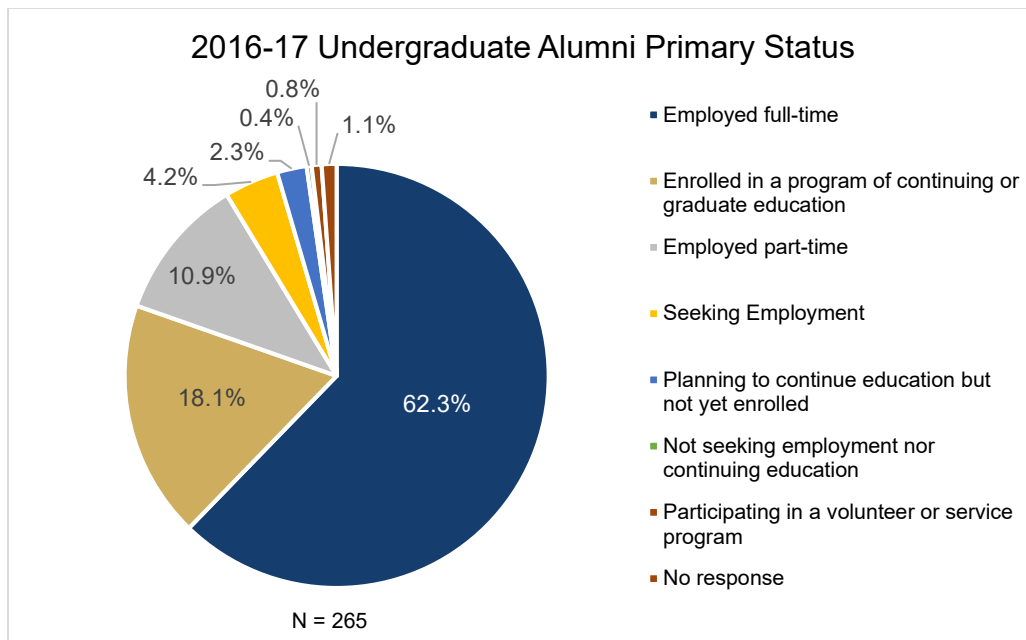




West Chester University of Pennsylvania: 2016-17 Undergraduate Alumni Survey

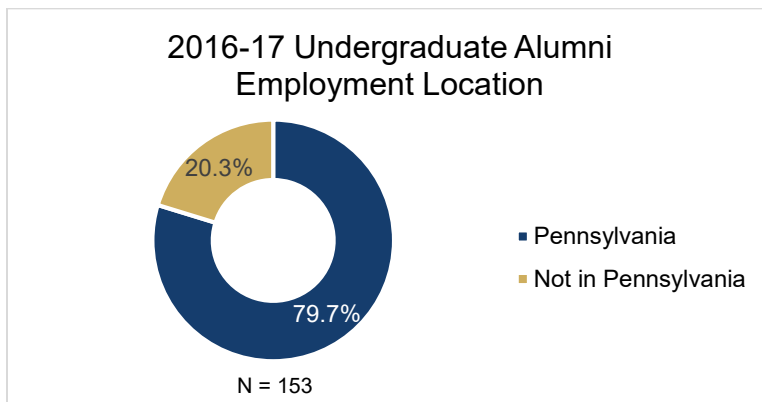
The 2016-17 Undergraduate Alumni Survey was administered to 3,351 undergraduate degree recipients during the spring of 2019 with the goal of capturing overall satisfaction, employment-search experience, post-graduation employment and/or continuing education, and the importance of various skills acquired while an undergraduate.

A total of 265 undergraduate alumni responded to the survey for an overall response rate of 7.9% and 10 were recipients of a \$10 Amazon.com gift card offered by the State System as an incentive for participation. Of those 265 undergraduate alumni, over 62% were employed full-time, while an additional 18% were enrolled in a program of continuing or graduate education. Less than 5% were seeking employment and less than 1% were neither seeking employment nor continuing their education.



7.9% Response Rate
 A total of 265 alumni responded to the 2016-17 Undergraduate Alumni Survey

Of those undergraduate alumni who were employed and provided employment information, nearly 80% were employed in Pennsylvania.

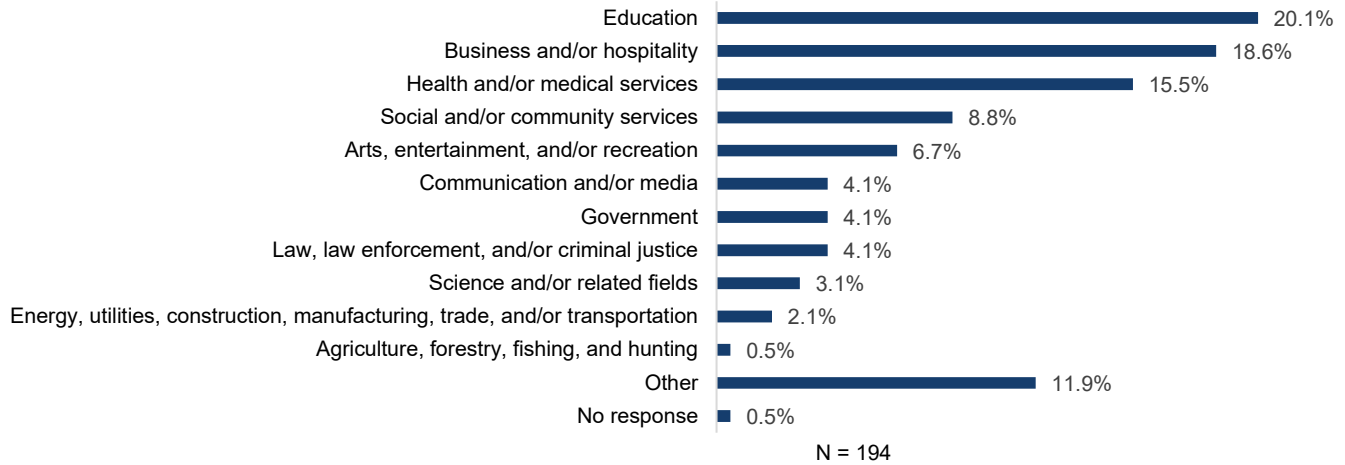


79.7% employed in PA
 Of those undergraduate alumni who provided a location of employment, most are employed in PA



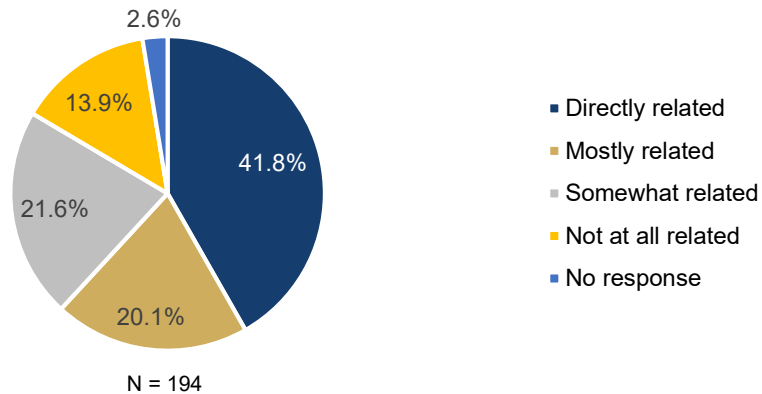
The education industry, business and/or hospitality industry, and health and/or medical services industry employed over 54% of undergraduate alumni. The energy, utilities, construction, manufacturing, trade, and/or transportation; and the agriculture, forestry, fishing, and hunting industry employed the least number of responding undergraduate alumni.

2016-17 Undergraduate Alumni Industry of Employment



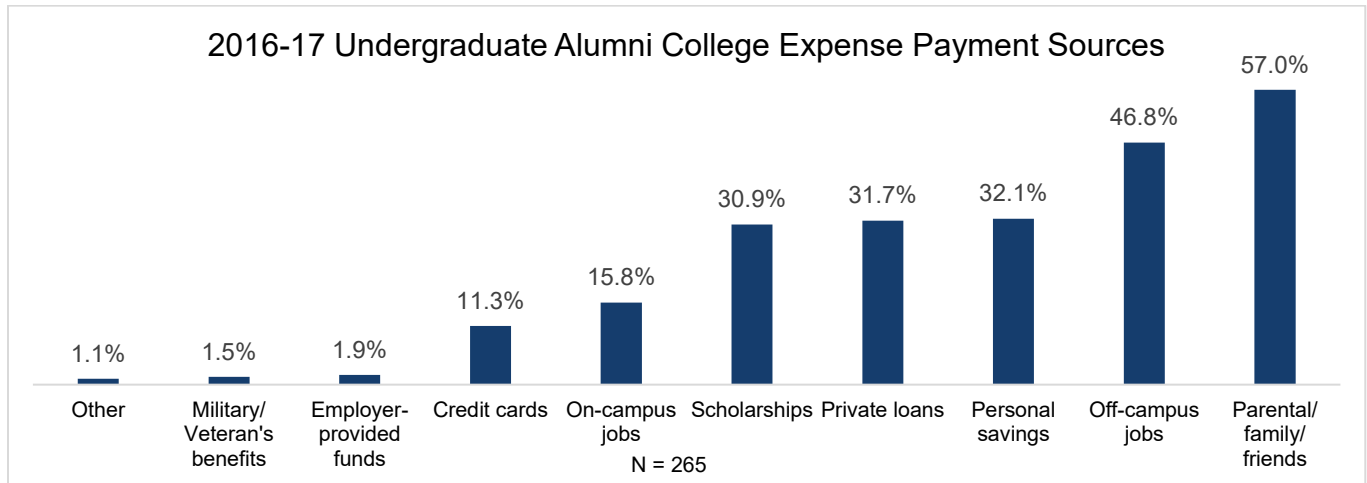
Less than 14% of employed undergraduate alumni said their occupation is unrelated to their program/area of study, while almost 42% said their job is directly related to their area of study.

2016-17 Undergraduate Alumni Relationship between Occupation and Program

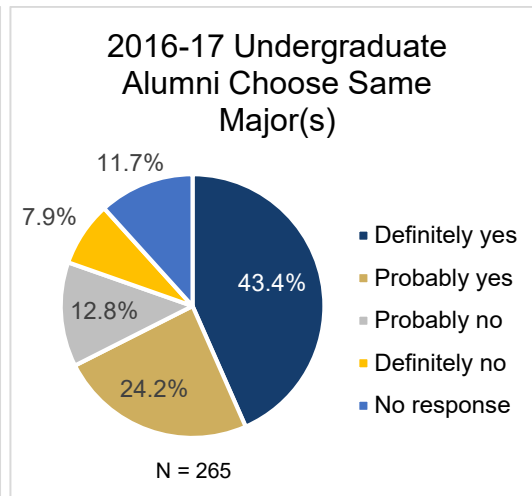
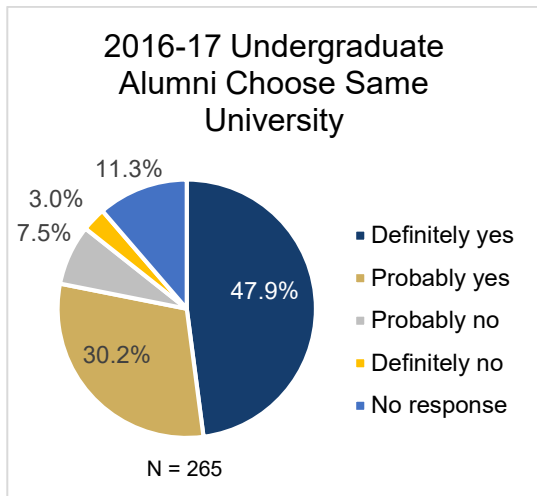




The top five sources for undergraduate alumni to cover their college expenses excluding Federal and/or State financial aid were from parental/family/friends contributions (57%), off-campus jobs (47%), personal savings (32%), private loans (32%), and scholarships (31%).



Overall, 78% of undergraduate alumni said they would choose the same university again if they had to do it over, while 68% would choose the same major(s).



78.1% would choose same University
 If they had to do it over again, while 67.6% would choose the same major