



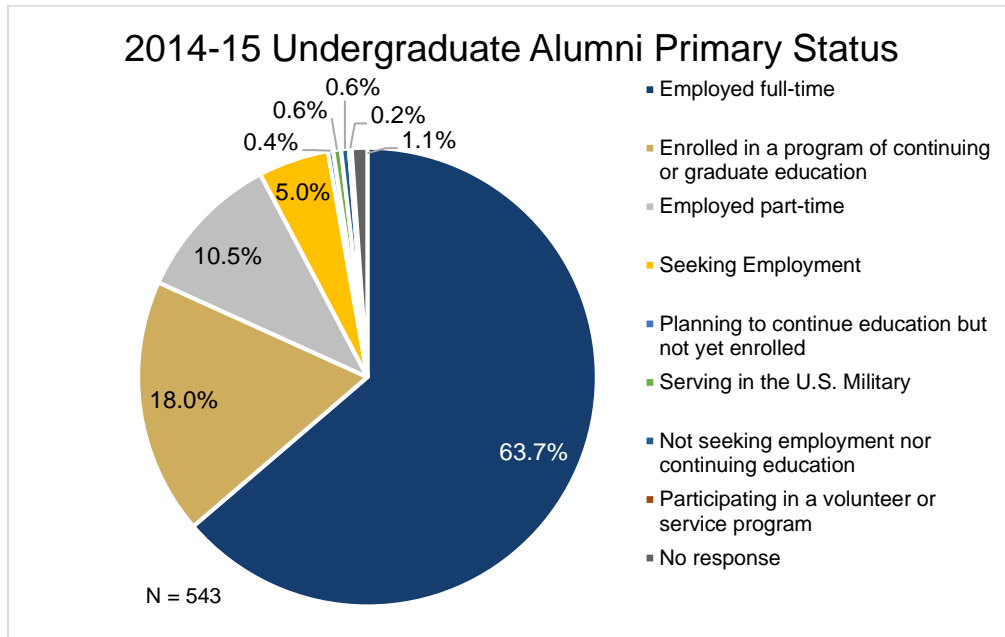
## West Chester University of Pennsylvania: 2014-15 Undergraduate Alumni Survey

The 2014-15 Undergraduate Alumni Survey was administered to 3,109 undergraduate degree recipients during the spring of 2017 with the goal of capturing overall satisfaction, employment-search experience, post-graduation employment and/or continuing education, and the importance of various skills acquired while an undergraduate.

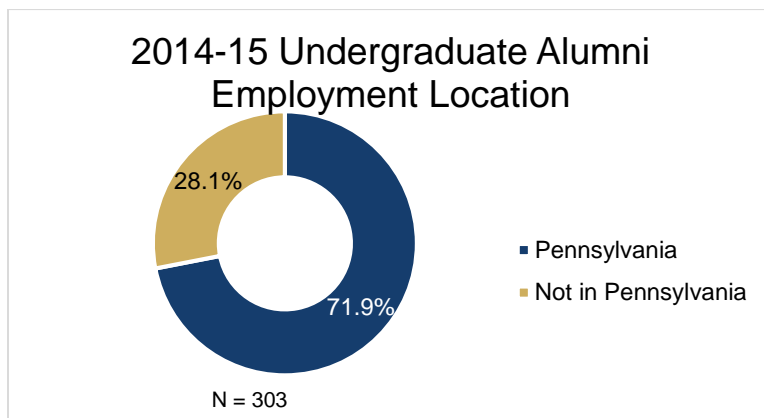
A total of 543 undergraduate alumni responded to the survey for an overall response rate of 17.5% and 9 were recipients of a \$10 Amazon.com gift card offered by the State System as an incentive for participation. Of those 543 undergraduate alumni, 64% were employed full-time, while an additional 18% were enrolled in a program of continuing or graduate education. Less than 5% were seeking employment and less than 1% were neither seeking employment nor continuing their education.

**17.5%**  
**Response Rate**

A total of 543 alumni responded to the 2014-15 Undergraduate Alumni Survey



Of those undergraduate alumni who were employed and provided employment information, 72% were employed in Pennsylvania.

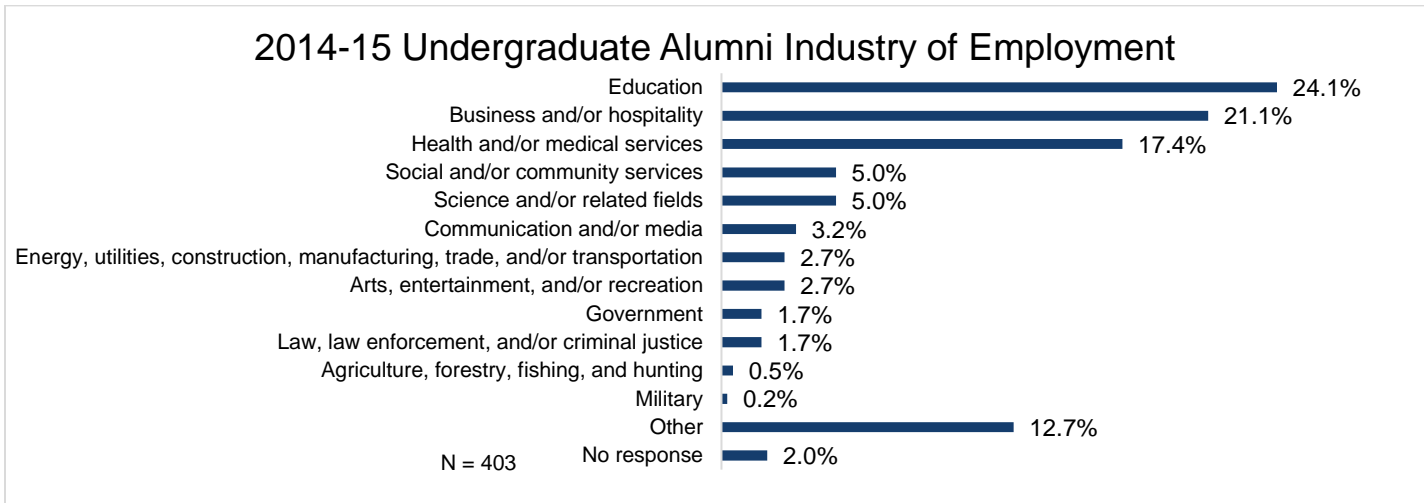


**71.9%**  
**employed in PA**

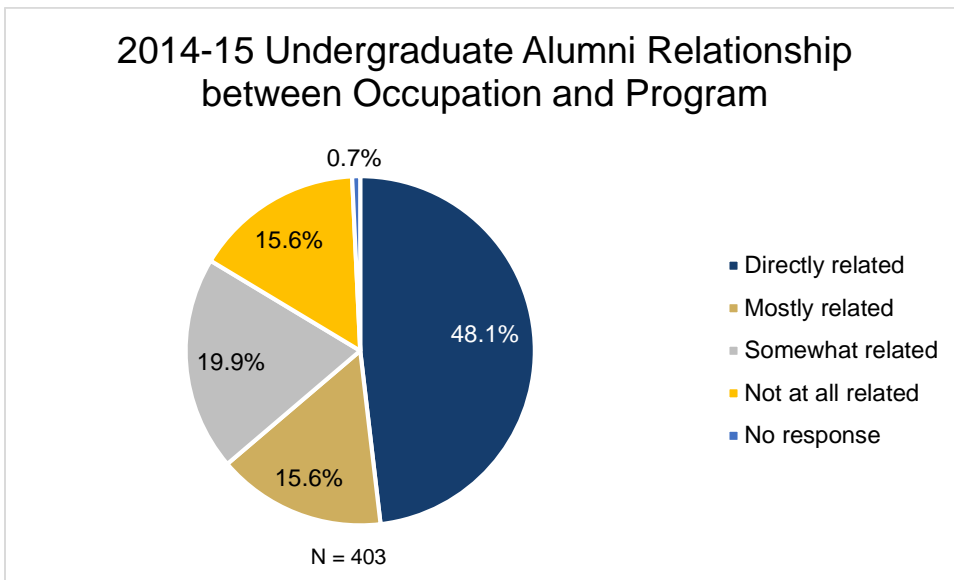
Of those undergraduate alumni who provided a location of employment, most are employed in PA



The education industry, business and/or hospitality industry, and health and/or medical services industry employed over 62% of undergraduate alumni. The agriculture, forestry, fishing, and hunting industry; and the military employed the least number of undergraduate alumni.

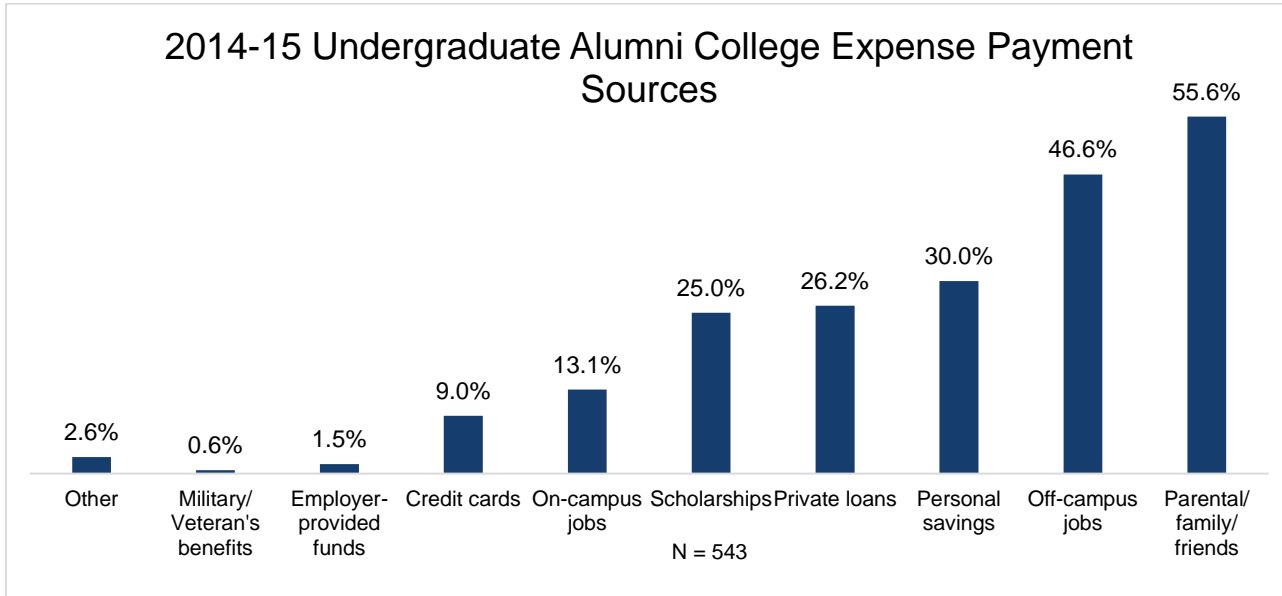


Less than 16% of employed undergraduate alumni said their occupation is unrelated to their program/area of study, while over 48% said their job is directly related to their area of study.

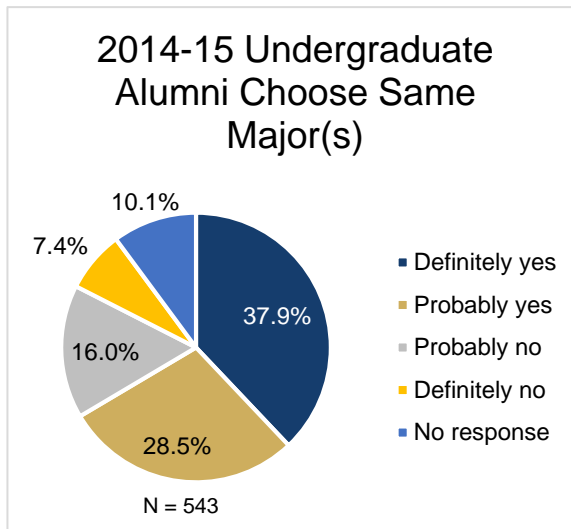
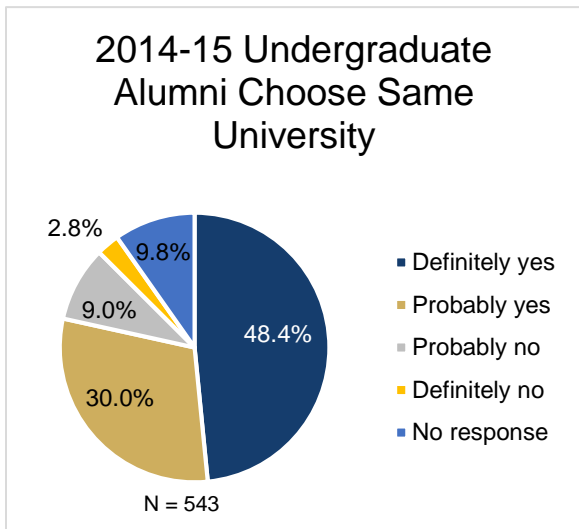




The top five sources for undergraduate alumni to cover their college expenses excluding Federal and/or State financial aid were from parental/family/friends contributions (56%), off-campus jobs (47%), personal savings (30%), private loans (26%), and scholarships (25%).



Overall, 78% of undergraduate alumni said they would choose the same university again if they had to do it over, while 66% would choose the same major(s).



**78.4% would choose same University**  
 If they had to do it over again, while 66.5% would choose the same major